









PRODUCED BY AN AUTODESK EDUCATIONAL PRODUCT
ELECTRICAL SYMBOLS FOR (RESIDENCE)

S.NO.	SYMBOL	DESCRIPTION	HEIGHT
1.		CEILING FAN	– AS/SITE –
2.		CEILING LIGHT	– AS/SITE –
3.		CHANDILIER	– AS/SITE –
4.		BRACKET FAN	7'–9" (UNLESS NOTED)
5.		EXHAUST FAN	9'–0" (UNLESS NOTED)
6.		BRACKET LIGHT	7'–9" (UNLESS NOTED)
7.		BED LIGHT	4'–6" (UNLESS NOTED)
8.		TUBE LIGHT	7'–9" (UNLESS NOTED) 7'–3" (WASH BASIN) 4'–6" (KITCHEN COUNTER)
9.		WATER TIGHT LIGHT	7'–9" (UNLESS NOTED)
10.		PLUG POINT (LIGHT)	1'–9" (UNLESS NOTED)
11.		PLUG POINT (POWER)	1'–9" (UNLESS NOTED)
12.		PLUG POINT (POWER)	3'–9" (KITCHEN)
13.		PLUG POINT (POWER) FRIDGE	6'–0" ON EITHER SIDE OF FRIDGE
14.		A.C. POINT	SWITCH AT 1'–9" LVL. SOCKET AT 7'–6" LVL.
15.		TELEPHONE	1'–9" (UNLESS NOTED)
16.		TELEVISION ANTENNA	3'–0" (UNLESS NOTED)
17.		SWITCH BOARD	3'–6" (UNLESS NOTED)
18.		TWO WAY SWITCH	3'–6" (UNLESS NOTED)
19.		BELL BUTTON (CALL BELL)	3'–6" (UNLESS NOTED)
20.		GEYSER	7'–3" (KITCHEN) 6'–0" (TOILET)
21.		MAIN DISTRIBUTION BOARD	5'–0" (UNLESS NOTED)
22.		LIGHT DISTRIBUTION BOARD	5'–0" (UNLESS NOTED)
23.		POWER DIST. BOARD	5'–0" (UNLESS NOTED)
24.		MANUAL CALL POINT (MCP)	4'–0" (UNLESS NOTED)
25.		CCTV	7'–0" (UNLESS NOTED)
26.		VIDEO CAMERA	
27.		CALL BELL	7'–6" (UNLESS NOTED)
28.		FOOT LIGHT	1'–0"
29.		door phone	4'–6"
29.		INTERNET	1'–9" (UNLESS NOTED)